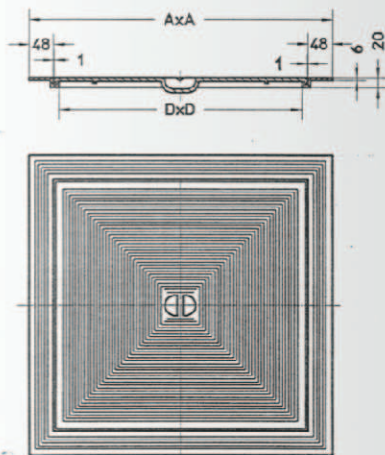



CHÂSSIS DE VISITE

Matériau : fonte grise

SIMPLE COUVERCLE

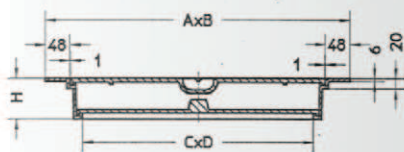



CHASSIS D'EGOUT

Cadre ext. A (mm)	Passage libre D (mm)	Hauteur H (mm)
----------------------	-------------------------	-------------------

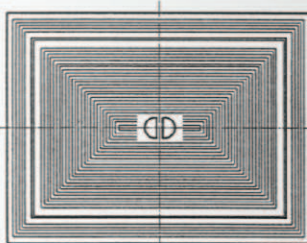
Cadre ext. A (mm)	Passage libre D (mm)	Hauteur H (mm)
CARRE		
300 * 300	175 * 175	20
400 * 400	275 * 275	20
500 * 500	375 * 375	20
600 * 600	470 * 470	20
700 * 700	570 * 570	20
800 * 800	670 * 670	20

DOUBLE COUVERCLE



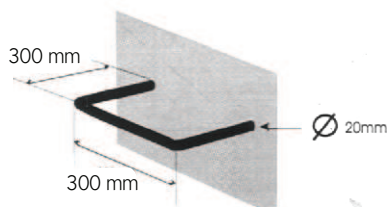
Cadre ext. A*B (mm)	Passage libre C*D (mm)	Hauteur H (mm)
------------------------	---------------------------	-------------------

Cadre ext. A*B (mm)	Passage libre C*D (mm)	Hauteur H (mm)
CARRE		
300 * 300	145 * 145	60
400 * 400	240 * 240	60
500 * 500	330 * 330	60
600 * 600	430 * 430	80
700 * 700	530 * 530	80
800 * 800	615 * 615	80



Cadre ext. A*B (mm)	Passage libre C*D (mm)	Hauteur H (mm)
------------------------	---------------------------	-------------------

Cadre ext. A*B (mm)	Passage libre C*D (mm)	Hauteur H (mm)
RECTANGULAIRE		
500 * 300	335 * 135	60
600 * 450	435 * 285	70
800 * 600	650 * 450	80



ECHELONS GALVANISES pour chambre de visite

Dimensions (mm)	Diamètre (mm)
300 * 300 * 300	20